

McAfee Secure Web Mail Client 6.7.2 User Guide

This document provides information about McAfee Secure Web Mail client version 6.7.2. This document is provided by your system administrator to users who are authorized to receive encrypted email messages.

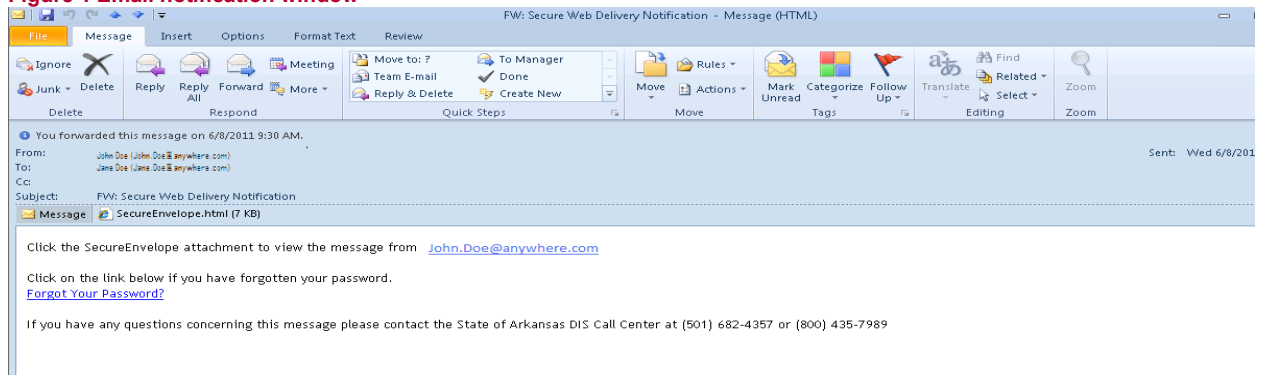
About McAfee Email Gateway Secure Web Mail client

Web Mail Client is supported in Firefox version 2.0 or higher and Internet Explorer 6.0 or higher. Messages cannot be decrypted using Outlook Web Access. The user must either use the full Outlook client or forward the message to another email address that does not use Outlook Web Access.

Email notification

Authorized users receive an email notification that a secure email has been sent to them.

Figure 1 Email notification window



Logging on for the first time

After receiving a Secure Web Delivery Notification, perform this procedure to log on for the first time.

1. Click on the **SecureEnvelope** attachment. (If unable to open the attachment, please right click and save the attachment to your desktop, then open the attachment)
2. Enter and confirm a password, then click **Submit**.

Figure 2 Secure Web Mail login window



McAfee | Welcome to Secure Web Mail

Please login to access Secure Mail.

User Name:

Password:

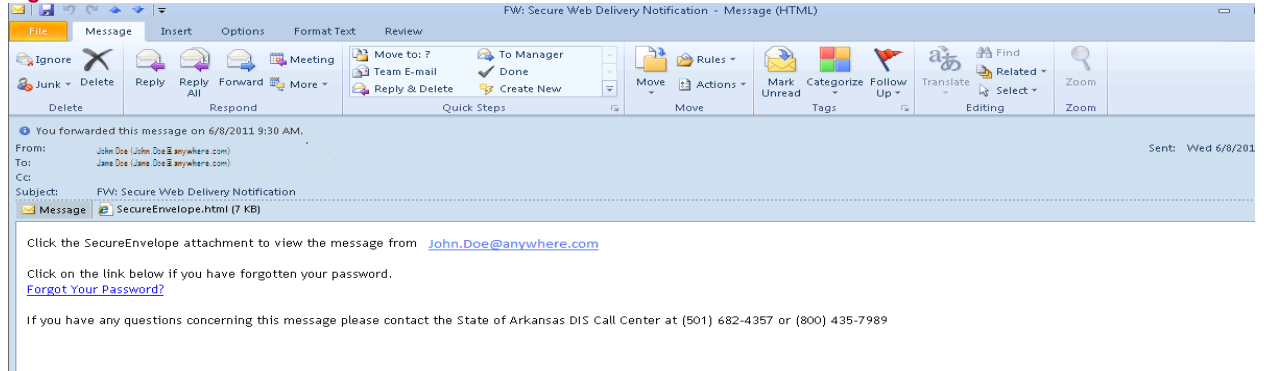
Confirm Password:

Disclaimer

The Secure Web Mail interface appears
Password Reset

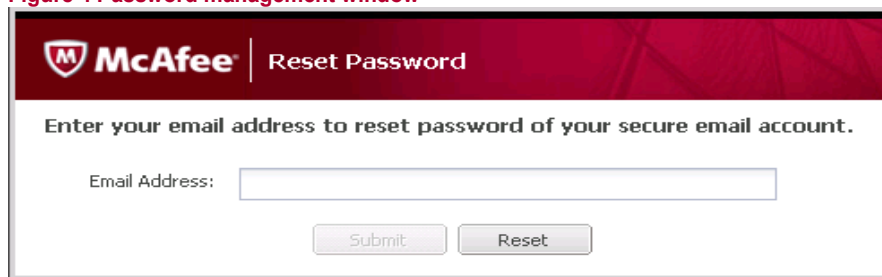
1. Open the Secure Web Delivery Notification you received via email and click **Forgot Your Password?**

Figure 3 Email Notification Window




2. Your default browser opens and you should see the Password Management page.

Figure 4 Password management window



3. Please enter the email address the Secure Web Delivery message was sent to and click submit. You will see the following message below. At this time, please go and verify you received the password reset email.

Figure 5 Password information window



4. After you verified you have received the password reset email, please click on the Secure Envelope attachment in the original email you received.
5. Enter and confirm your new password, then click **Submit**.

Figure 6 Password reset window



McAfee | McAfee Secure Web Mail

Please login to access IronMail.

User Name:

Password:

Confirm Password:

[Disclaimer](#)

6. The Secure Web Mail interface appears.